

**GARFIELD COUNTY**  
**DEPARTMENT OF HUMAN SERVICES**  
**BOARD OF HUMAN SERVICES REPORT**

**Monday, October 21, 2024**

**I. EFT/EBT Disbursement**

For the month of September 2024 client and provider disbursements for allocated programs totaled \$306,492.78. Client benefits for Food Assistance and LEAP totaled \$727,018.21. Total EFT/EBT disbursements for September came to \$1,033,510.99.

A copy of the certification summary has been included in the Board packet and the Department is requesting Board approval and signature.

**II. Consideration and Approval to Utilize \$63,328.00 from the Fund Balance for Travelers Program as a 20% Local Match for the \$253,312 in FTA 5339 Rural Funding for a New Traveler Van.**

The department in cooperation with the Senior Advisory Board is seeking approval to use \$63,328.00 from the fund balance for the Traveler program for a 20% local match. RFTA applied and was awarded a grant for a van replacement. On September 27, 2024 the Senior Advisory Board approved the use of the fund balance for the purposes of the match requirement. The current fund balance is \$107,973.77. This fund has not been replenished in a few years.

**III. Program Updates**

Program reports are attached for the Board's review.

Please be aware these reports continue to be updated and refined.

**Respectfully Submitted By**  
*Sharon Longhurst Pritt*  
**DHS Director**

**GARFIELD COUNTY  
DEPARTMENT OF HUMAN SERVICES**

This is to certify that the payments, as set forth below, are payments made on behalf of the respective programs opposite their names and totaling as indicated for the period so noted.

**Disbursement Period:** **September 2024**

**Total EFT/EBT Disbursements:** **\$1,033,510.99**

**ALLOCATED PROGRAMS**

**ELIGIBILITY**

Aid to Needy Disabled	5,508.67
Basic Cash Assistance - TANF	71,601.15
Child Care Assistance Program	101,492.10
Food Assistance Job Search - EF	11,969.00
Home Care Allowance	0.00
Old Age Pension	25,472.73
	<hr/>
	<b>216,043.65</b>

**CHILD WELFARE**

Child Welfare Related Child Care	2,432.10
Core Services	13,615.29
Out of Home Placements	60,050.16
Subadopt and Relative Guardianship	14,351.58
	<hr/>
	<b>90,449.13</b>

**NON-ALLOCATED PROGRAMS**

Food Assistance and Benefits	727,018.21
LEAP	0.00
	<hr/>
	<b>727,018.21</b>

**Signed:**

\_\_\_\_\_  
John Martin, Chairman Date  
Garfield County Board of Human Services

**Sharon Longhurst Pritt** Digitally signed by Sharon Longhurst Pritt  
Date: 2024.10.08 08:45:20 -06'00'

\_\_\_\_\_  
Sharon Longhurst-Pritt, DHS Director Date

**Jade Flowers** Digitally signed by Jade Flowers  
Date: 2024.10.07 14:13:20 -06'00'

\_\_\_\_\_  
Jade Flowers, DHS Accountant Date

**GARFIELD COUNTY  
DEPARTMENT OF HUMAN SERVICES  
PROGRAM EFT/EBT DISBURSEMENTS**

<b>2024</b>	<b>January</b>	<b>February</b>	<b>March</b>	<b>April</b>	<b>May</b>	<b>June</b>	<b>July</b>	<b>August</b>	<b>September</b>	<b>October</b>	<b>November</b>	<b>December</b>	<b>Average</b>
Aid to Needy Disabled	5,854.00	5,662.85	4,757.58	5,899.68	5,516.35	6,591.83	5,252.49	5,516.39	5,508.67				5,617.76
Basic Cash Assistance - TANF	58,830.18	58,097.09	62,673.16	67,088.37	84,782.63	63,263.42	65,374.08	70,148.03	71,601.15				66,873.12
Child Care Assistance Program	85,741.67	144,394.81	112,625.76	102,944.12	154,716.68	104,163.60	84,772.29	115,920.01	101,492.10				111,863.45
Food Assistance Job Search- EF	3,132.00	764.45	5,911.83	5,346.56	5,969.44	7,274.00	11,542.15	7,721.17	11,969.00				6,625.62
Home Care Allowance	0.00	0.00	0.00	-1,330.00	0.00	0.00	0.00	-1.04	0.00				-147.89
Old Age Pension	19,909.76	23,598.06	18,026.38	22,015.30	23,009.85	97,918.79	25,496.85	25,894.67	25,472.73				31,260.27
Child Welfare Related Childcare	1,123.41	720.31	1,727.41	2,821.86	3,361.76	2,766.30	3,453.63	4,328.80	2,432.10				2,526.18
Core Services	12,506.88	12,164.01	24,316.33	16,072.08	22,809.33	13,022.94	13,839.29	16,265.68	13,615.29				16,067.98
Out of Home Placements	36,843.30	33,740.80	32,731.57	43,499.57	48,215.01	44,935.81	51,148.59	61,872.99	60,050.16				45,893.09
Subadopt and Relative Guardianship	12,719.30	14,401.80	11,800.10	12,566.47	12,161.10	13,145.02	12,851.40	13,279.78	14,351.58				13,030.73
Food Assistance and Benefits	697,113.67	699,488.67	709,324.01	609,824.58	703,496.16	708,300.90	1,616,672.10	705,992.09	727,018.21				797,472.38
LEAP	23,021.38	93,347.83	25,431.16	16,043.16	16,621.81	3,143.13	0.00	0.00	0.00				29,601.41
<b>Total</b>	<b>956,795.55</b>	<b>1,086,380.68</b>	<b>1,009,346.29</b>	<b>902,791.75</b>	<b>1,080,660.12</b>	<b>1,064,525.74</b>	<b>1,890,402.87</b>	<b>1,026,938.57</b>	<b>1,033,510.99</b>	<b>0.00</b>	<b>0.00</b>	<b>0.00</b>	<b>1,126,684.09</b>

<b>2023</b>	<b>January</b>	<b>February</b>	<b>March</b>	<b>April</b>	<b>May</b>	<b>June</b>	<b>July</b>	<b>August</b>	<b>September</b>	<b>October</b>	<b>November</b>	<b>December</b>	<b>Average</b>
Aid to Needy Disabled	6,290.71	7,373.90	5,620.20	6,312.46	7,041.24	6,066.56	5,838.09	5,679.95	6,155.04	7,318.91	5,868.00	5,744.80	6,275.82
Basic Cash Assistance - TANF	44,149.18	46,221.36	49,421.95	45,116.55	64,196.38	50,845.72	44,722.82	60,578.92	40,218.79	38,213.53	47,095.93	44,058.50	47,903.30
Child Care Assistance Program	54,142.74	68,369.02	86,368.28	68,365.93	72,538.16	85,869.97	64,558.96	77,547.79	74,259.15	89,754.22	120,369.90	106,342.84	80,707.25
Food Assistance Job Search- EF	500.00	437.26	674.84	641.00	1,172.00	675.00	99.74	0.00	245.00	678.95	200.00	3,520.00	736.98
Home Care Allowance	1,274.00	798.75	339.15	-10.00	330.00	785.00	1,205.00	0.00	0.00	0.00	0.00	-17.89	392.00
Old Age Pension	21,111.11	21,596.89	20,192.36	19,641.71	20,980.93	80,175.39	21,016.65	24,797.16	19,136.14	44,686.31	21,013.42	21,023.25	27,947.61
Child Welfare Related Childcare	1,172.96	1,809.58	2,268.21	1,759.25	2,169.42	3,919.29	760.00	1,292.90	1,104.30	1,155.12	1,254.03	1,013.84	1,639.91
Core Services	11,248.33	9,671.17	13,184.33	12,959.33	13,629.33	13,501.33	12,223.33	15,298.33	15,108.33	23,057.08	13,913.33	10,372.08	13,680.53
Out of Home Placements	31,552.54	28,729.03	28,543.12	34,323.38	32,931.60	38,659.40	29,535.00	31,460.60	41,624.93	34,503.92	46,858.08	40,904.42	34,968.84
Subadopt and Relative Guardianship	14,374.28	12,856.94	11,428.48	12,353.14	13,160.79	12,373.33	12,190.50	12,596.85	13,680.14	11,671.04	12,466.00	12,203.72	12,612.93
Food Assistance and Benefits	1,169,532.68	1,132,801.03	719,407.08	683,385.77	670,937.02	659,940.83	1,016,329.39	652,433.12	624,849.93	675,630.24	667,060.09	674,236.66	778,878.65
LEAP	23,080.64	62,664.83	53,377.76	17,975.33	11,855.55	65,806.44	0.00	0.00	0.00	-0.43	43,272.56	20,776.86	37,351.25
<b>Total</b>	<b>1,378,429.17</b>	<b>1,393,329.76</b>	<b>990,825.76</b>	<b>902,823.85</b>	<b>910,942.42</b>	<b>1,018,618.26</b>	<b>1,208,479.48</b>	<b>881,685.62</b>	<b>836,381.75</b>	<b>926,668.89</b>	<b>979,371.34</b>	<b>940,179.08</b>	<b>1,043,095.07</b>

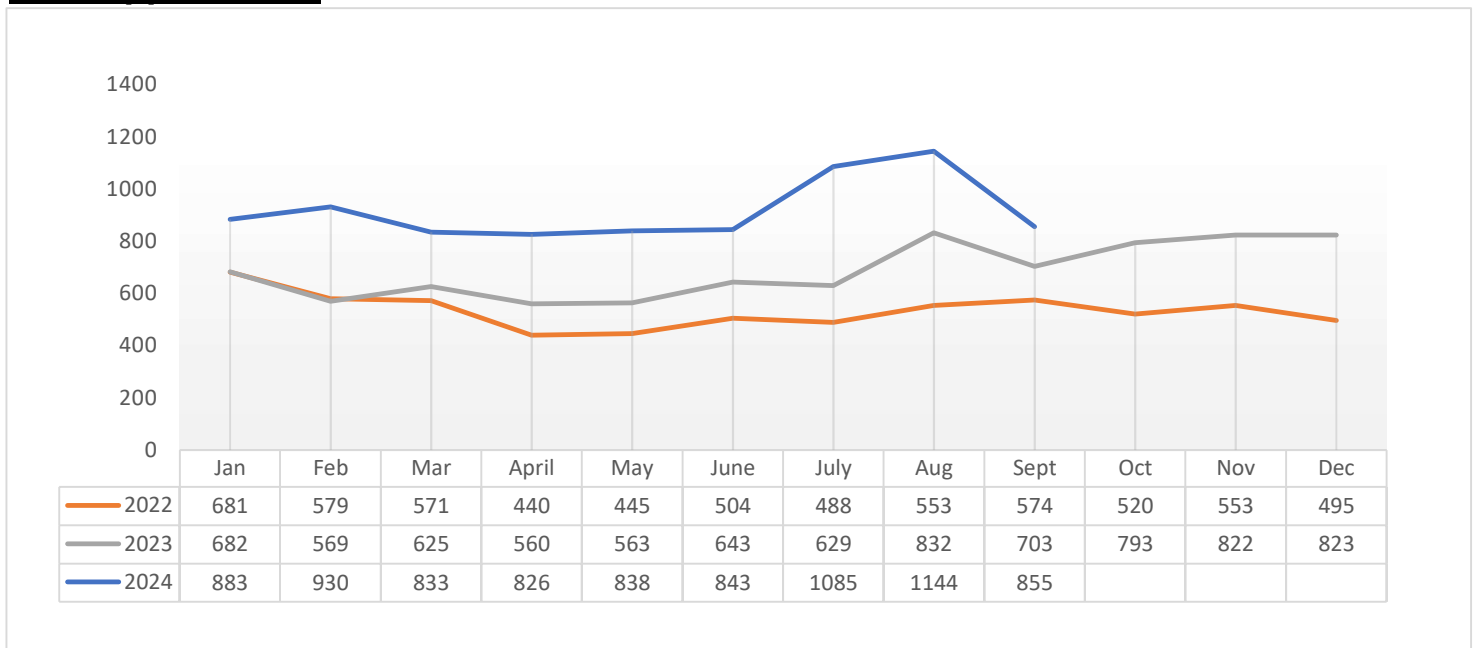
<b>2022</b>	<b>January</b>	<b>February</b>	<b>March</b>	<b>April</b>	<b>May</b>	<b>June</b>	<b>July</b>	<b>August</b>	<b>September</b>	<b>October</b>	<b>November</b>	<b>December</b>	<b>Average</b>
Aid to Needy Disabled	5,668.70	6,911.79	4,516.49	5,738.39	6,297.26	6,046.96	7,871.41	6,396.71	7,939.63	8,296.31	6,652.38	9,232.75	6,797.40
Basic Cash Assistance - TANF	61,244.52	57,959.58	53,956.09	54,593.99	53,110.51	51,057.82	46,662.35	63,293.82	46,424.47	44,614.96	46,699.30	44,678.34	52,024.65
Child Care Assistance Program	70,513.05	74,369.82	91,772.11	65,320.08	64,890.51	84,294.14	60,277.76	65,566.03	68,569.10	60,303.43	62,973.58	77,361.99	70,517.63
Food Assistance Job Search- EF	2,800.00	0.00	-70.00	30.02	55.00	70.00	0.00	190.00	347.99	0.00	380.00	840.00	386.92
Home Care Allowance	3,002.00	3,144.00	3,635.50	4,203.50	3,035.50	5,975.50	2,484.00	1,364.50	1,336.50	4,011.98	1,312.00	4,284.00	3,149.08
Old Age Pension	23,020.62	26,847.03	23,413.29	22,568.36	20,058.42	70,139.89	20,607.00	22,124.04	23,753.18	22,707.95	19,891.20	21,949.20	26,423.35
Child Welfare Related Childcare	2,464.00	3,364.00	4,740.00	3,589.00	3,164.00	3,775.00	3,356.10	1,739.75	2,582.95	900.00	925.39	1,217.84	2,651.50
Core Services	17,171.90	13,170.15	19,535.15	17,186.65	20,703.40	19,434.40	6,770.00	14,788.83	16,568.33	15,184.83	13,893.33	13,885.13	15,736.51
Out of Home Placements	53,483.07	48,457.44	48,982.39	44,135.63	34,495.70	34,574.89	37,365.70	32,328.48	29,962.07	30,901.48	34,218.63	40,878.00	39,148.62
Subadopt and Relative Guardianship	13,981.93	14,678.13	11,082.68	12,270.11	12,268.86	13,289.39	12,976.00	13,799.03	13,799.03	14,471.45	14,246.24	13,353.90	13,351.40
Food Assistance and Benefits	998,610.13	1,015,004.93	1,022,224.81	1,018,249.54	1,024,417.07	1,015,356.36	919,048.32	1,092,885.24	1,078,871.93	1,102,680.18	1,127,247.00	3,049,651.56	1,205,353.92
LEAP	29,309.20	77,350.84	26,027.09	33,902.80	9,984.19	361,134.89	772.39	0.00	0.00	0.00	44,555.52	22,654.68	67,299.07
<b>Total</b>	<b>1,281,815.12</b>	<b>1,341,257.71</b>	<b>1,309,815.60</b>	<b>1,281,788.07</b>	<b>1,252,480.42</b>	<b>1,665,149.24</b>	<b>1,118,191.03</b>	<b>1,314,476.43</b>	<b>1,290,155.18</b>	<b>1,304,072.57</b>	<b>1,372,994.57</b>	<b>3,299,987.39</b>	<b>1,502,840.04</b>

# September 2024

## Economic Security Snapshot

- 855 New Applications
  - 25.26% decrease in applications from last month
  - 21.62% Increase from applications received last year
- 4067 SNAP Clients
- 10,718 Health First Colorado - Colorado's Medicaid Clients
- 20 Clients locked in to ongoing Health First Colorado, regardless of eligibility. PHE unwind started in May 2023 to determine current eligibility
- 60 Active Employment First Cases

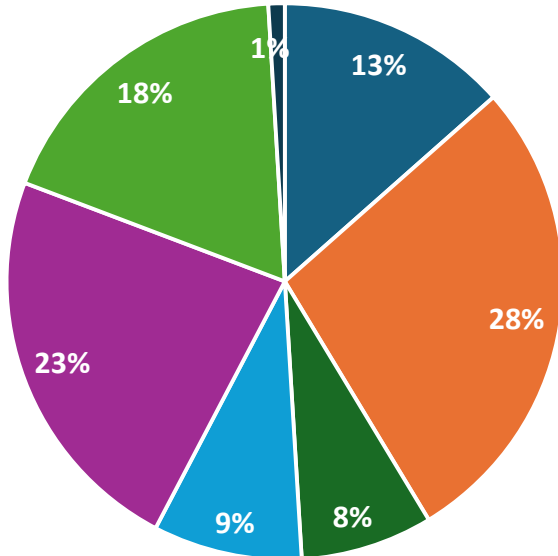
## New Applications



# Economic Security

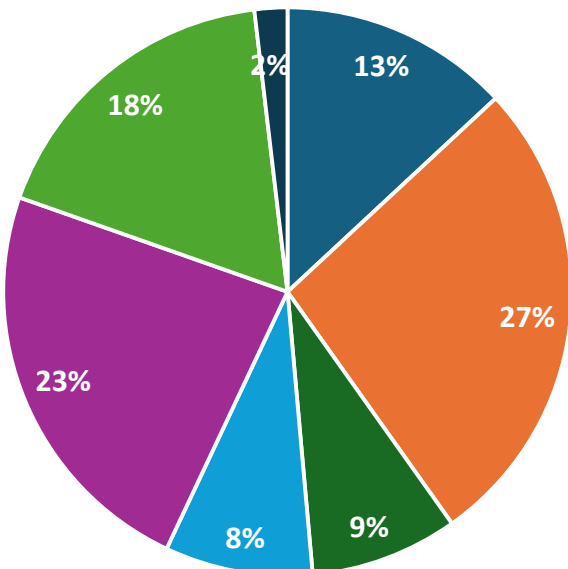
## Program/Client Count/Excludes Basalt and DeBeque

Programs Per Household								
	Carbondale	Glenwood Springs	New Castle	Silt	Rifle	Parachute	Other	Total
Adult Financial	14	29	8	9	24	19	1	104
TANF/Co Works	8	12	4	9	25	21	0	79
Food Assistance	219	512	213	174	631	452	16	2217
Medical Assistance	809	1644	685	582	1905	1029	173	6827
<b>TOTAL</b>	<b>1050</b>	<b>2197</b>	<b>910</b>	<b>774</b>	<b>2585</b>	<b>1521</b>	<b>190</b>	<b>9227</b>



- Carbondale
- Glenwood Springs
- New Castle
- Silt
- Rifle
- Parachute
- Other

Total Individuals								
	Carbondale	Glenwood Springs	New Castle	Silt	Rifle	Parachute	Other	TOTAL
Adult Financial	14	29	9	9	25	19	2	107
TANF/Co Works	17	29	12	22	77	59	8	224
Food Assistance	343	831	404	339	1235	949	191	4292
Medical Assistance	1272	2646	1237	1119	3648	2029	623	12574
<b>TOTAL</b>	<b>1646</b>	<b>3535</b>	<b>1662</b>	<b>1489</b>	<b>4985</b>	<b>3056</b>	<b>824</b>	<b>17197</b>



- Carbondale
- Glenwood Springs
- New Castle
- Silt
- Rifle
- Parachute
- Other

**Medicaid Member Caseload by County**  
**Colorado Department of Health Care Policy and Financing**  
**Medicaid Caseload Without Retroactivity By County**  
**Reporting Month Ending on 08/31/2024**

Age Group	Total Member Count by Age Group
Members Age 20 and Under (EPSDT)	470,593
Members Age 21 and Over	641,117
<b>Total Members - All Ages</b>	<b>1,111,710</b>

	Members Age 20 and Under (EPSDT)	Members Age 21 and Over	Total Member Count (All Ages)
	Member Count by Age Group	Member Count by Age Group	
Adams	63,018	66,130	129,148
Alamosa	2,461	3,411	5,872
Arapahoe	59,238	71,544	130,782
Archuleta	1,221	1,797	3,018
Baca	471	591	1,062
Bent	551	965	1,516
Boulder	14,895	26,237	41,132
Broomfield	2,966	4,315	7,281
Chaffee	1,097	2,189	3,286
Cheyenne			
Cheyenne(CO)	236	282	518
Clear Creek	310	839	1,149
Conejos	1,120	1,541	2,661
Costilla	552	1,095	1,647
Crowley	422	732	1,154
Custer	366	589	955
Delta	3,059	4,396	7,455
Denver	70,065	108,537	178,602
Dolores	216	321	537
Douglas	11,308	15,357	26,665
Eagle	2,674	2,950	5,624
El Paso	62,133	82,806	144,939
Elbert	1,218	1,510	2,728
Fremont	4,020	7,305	11,325
Garfield	5,378	5,340	10,718
Gilpin	297	685	982
Grand	658	964	1,622
Gunnison	810	1,447	2,257
Hinsdale			126
Huerfano	718	1,553	2,271
Jackson			205
Jefferson	28,388	46,726	75,114

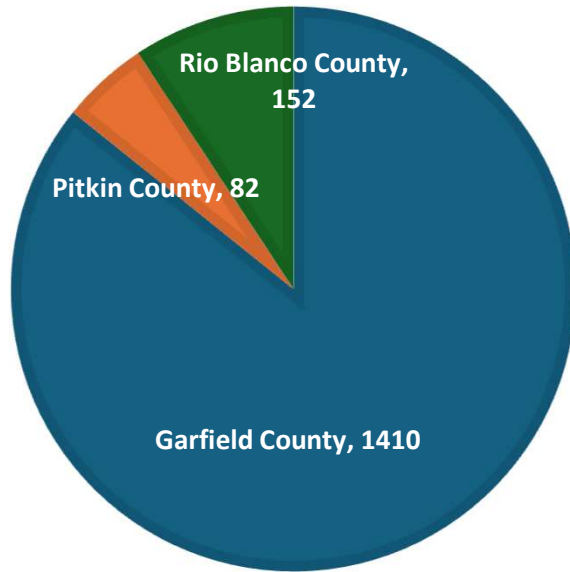
**Medicaid Member Caseload by County**  
**Colorado Department of Health Care Policy and Financing**  
**Medicaid Caseload Without Retroactivity By County**  
**Reporting Month Ending on 08/31/2024**

	Members Age 20 and Under (EPSDT)	Members Age 21 and Over	Total Member Count (All Ages)
	Member Count by Age Group	Member Count by Age Group	
Kiowa	208	222	430
Kit Carson	773	850	1,623
La Plata	3,597	6,035	9,632
Lake	519	689	1,208
Larimer	21,295	34,756	56,051
Las Animas	1,616	2,820	4,436
Lincoln	524	682	1,206
Logan	1,814	2,692	4,506
MEDASSISTSIT			
Mesa	14,988	21,119	36,107
Mineral			155
Moffat	1,267	1,606	2,873
Montezuma	3,135	4,614	7,749
Montrose	4,338	5,826	10,164
Morgan	3,636	3,689	7,325
Otero	2,760	3,713	6,473
Ouray	168	351	519
Park	807	1,784	2,591
Phillips	407	489	896
Pitkin	299	705	1,004
Prowers	1,806	2,204	4,010
Pueblo	23,243	34,903	58,146
Rio Blanco	521	610	1,131
Rio Grande	1,351	2,086	3,437
Routt	707	1,237	1,944
Saguache	820	1,356	2,176
San Juan(CO)			130
San Miguel	284	551	835
Sedgwick	219	385	604
Summit	1,216	1,911	3,127
Teller	1,509	2,709	4,218
Unknown			
Washington	527	608	1,135
Weld	34,929	36,231	71,160
Yuma	1,226	1,128	2,354

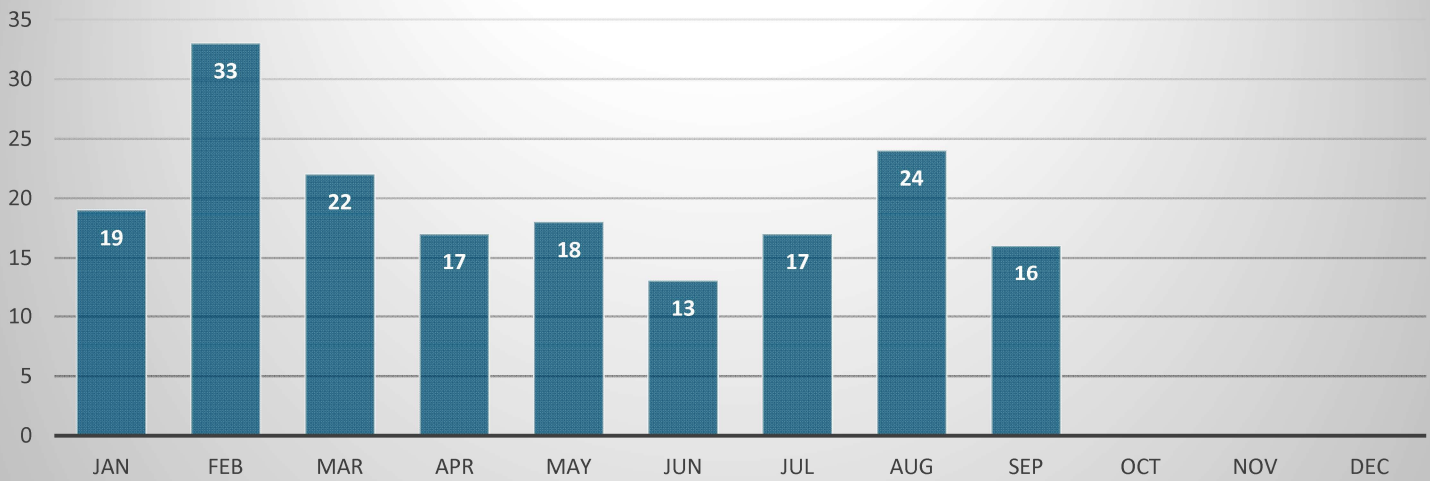
Source for all caseload data provided is the BIDM table: Client Monthly Snapshot

# Child Support Services

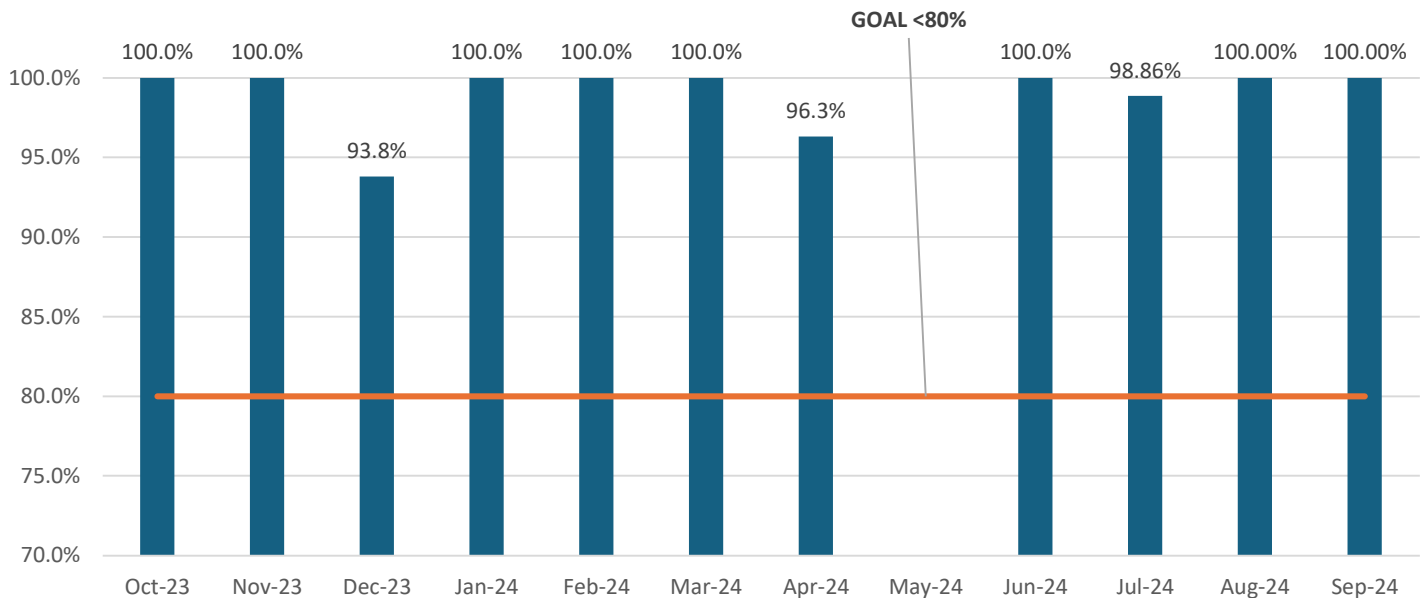
## CURRENT CASELOAD SIZE



## CASE INITIATIONS



## TIMELINESS OF CASE INITIATION





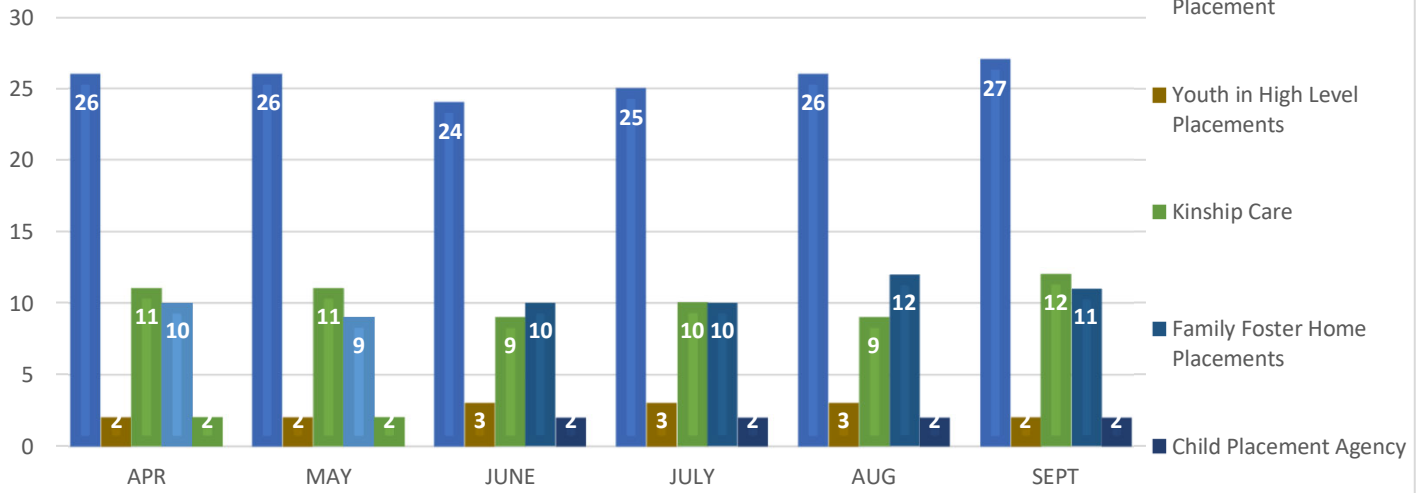
**Medicaid Member Caseload by County**  
**Colorado Department of Health Care Policy and Financing**  
**Medicaid Caseload Without Retroactivity By County**  
**Reporting Month Ending on 08/31/2024**

\* Data have been suppressed for select counties with smaller populations per the Department's threshold rule to comply with HIPAA regulations.

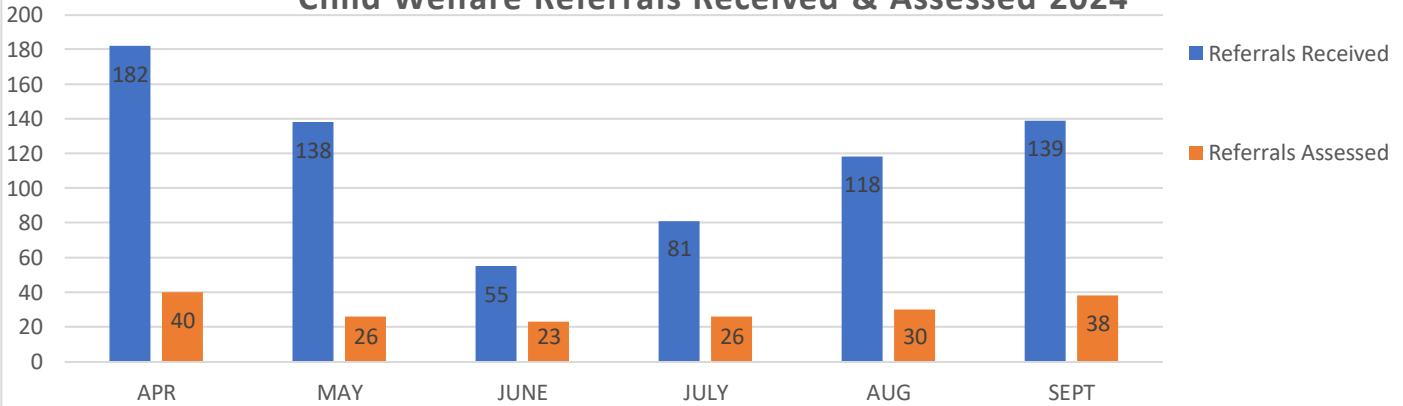
Colorado Department of Health Care Policy and Financing  
Data Analysis Section

# Child Welfare and Adult Protection Services

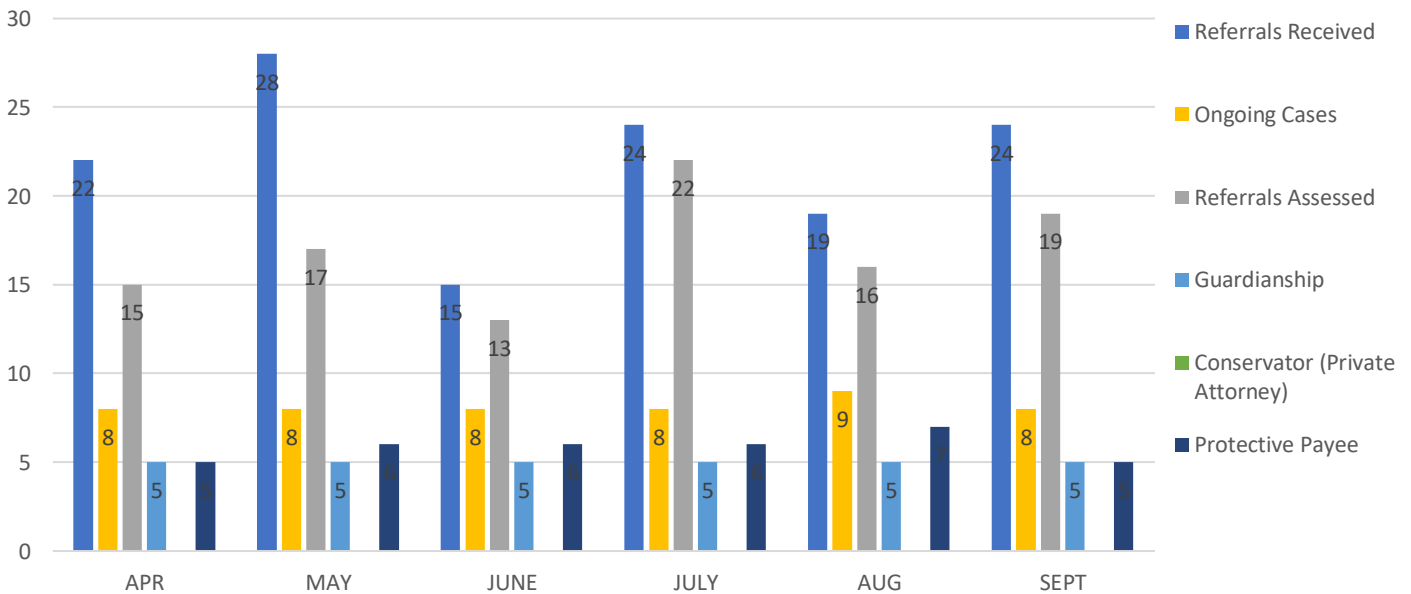
## Types of Placements for 2024



## Child Welfare Referrals Received & Assessed 2024



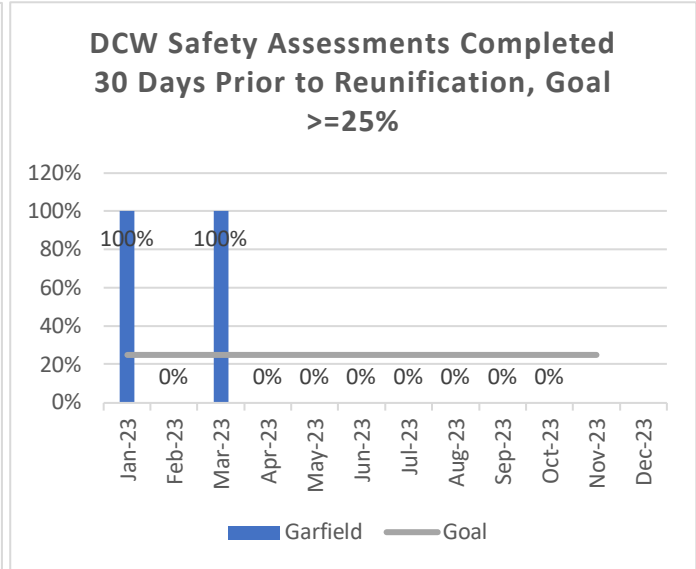
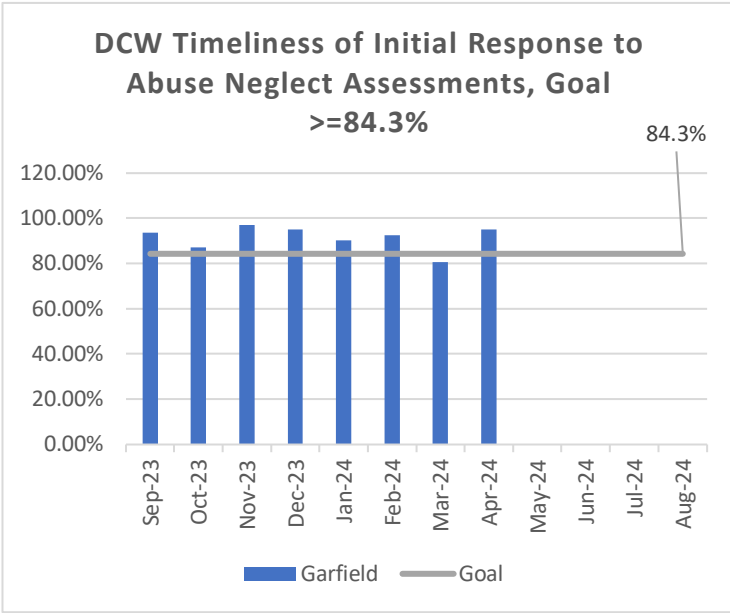
## Adult Protection Services



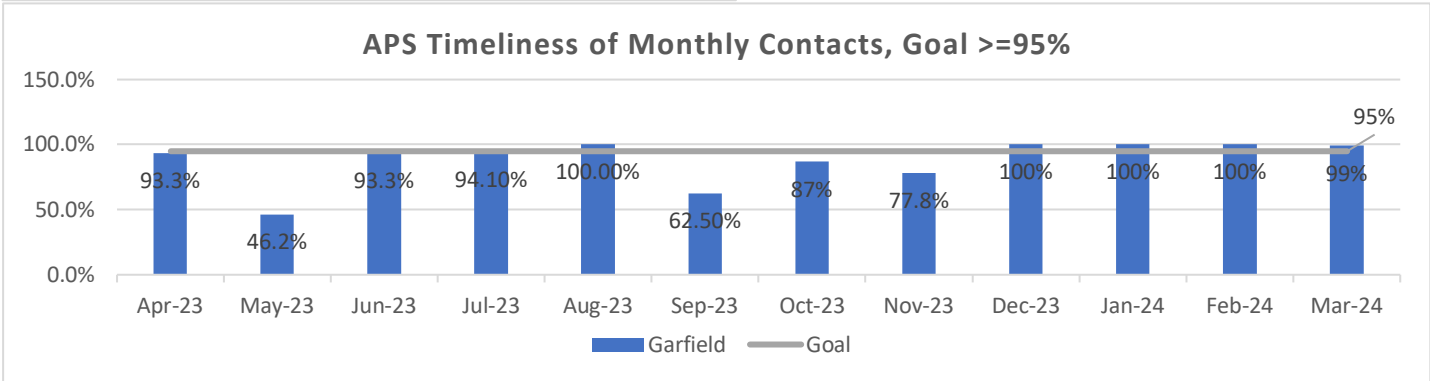
*\*Note: Guardianship & Protective Payee are subsets within the Ongoing Cases.*

# Child Welfare and Adult Protection Services

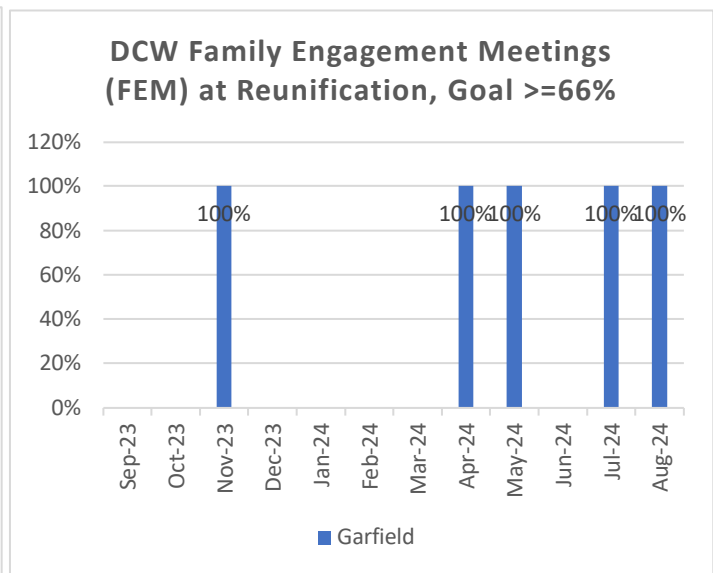
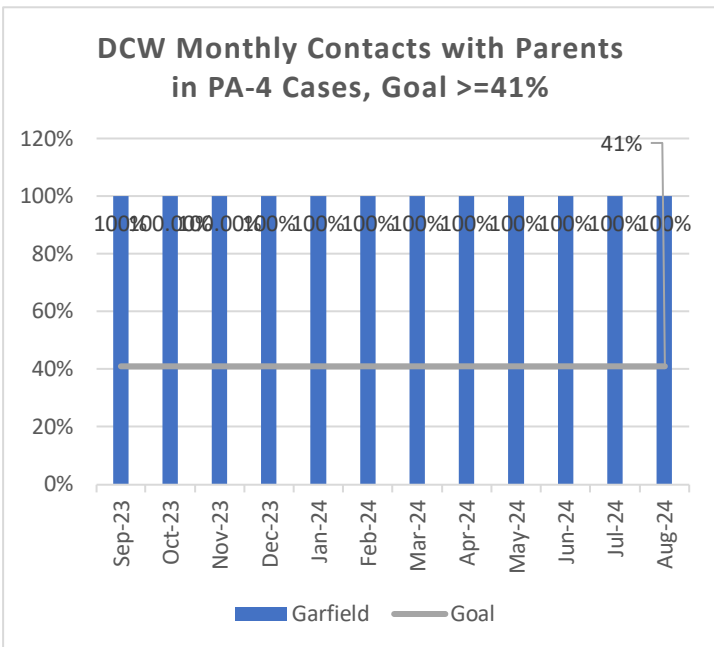
## COUNTY CSTAT MEASURES FOR SAFETY



*\*Garfield only had assessments in July of 2023*



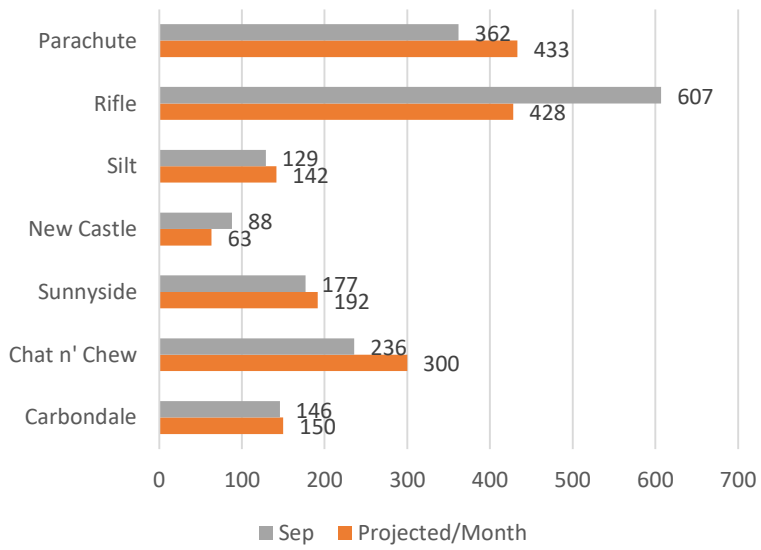
## COUNTY CSTAT MEASURES FOR WELL-BEING



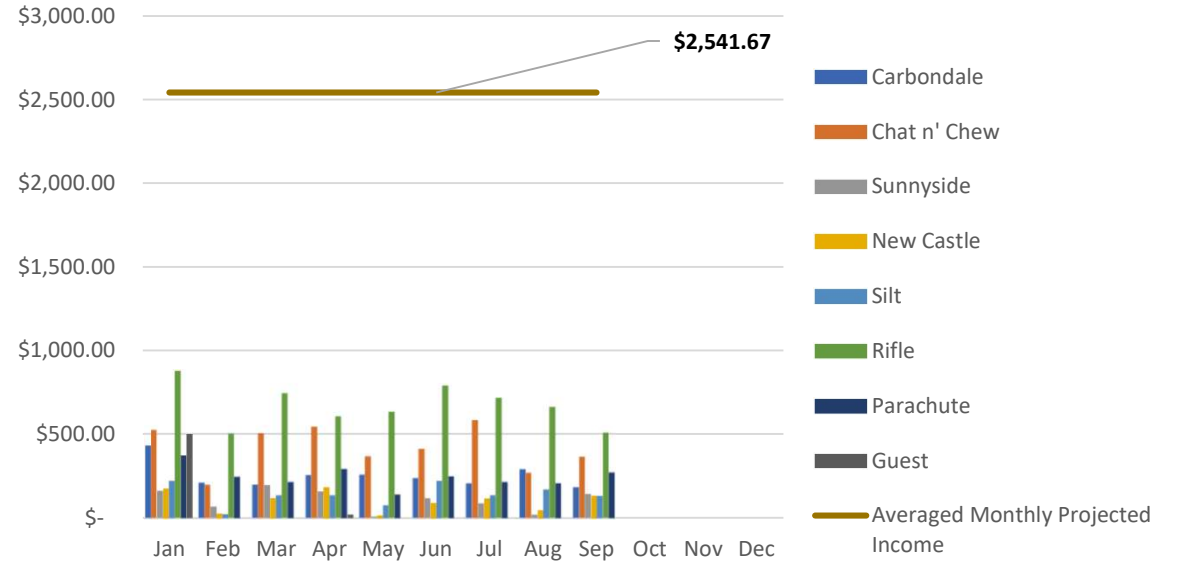
*\*No meeting in missing months*

# Older Adult Programs

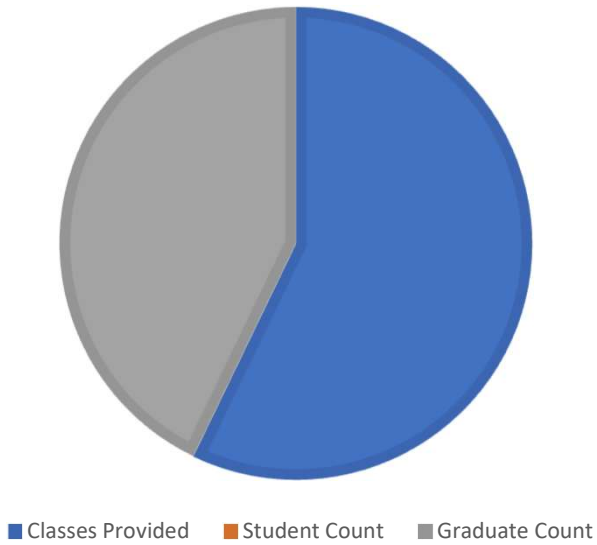
### September Meals Served Versus Projected



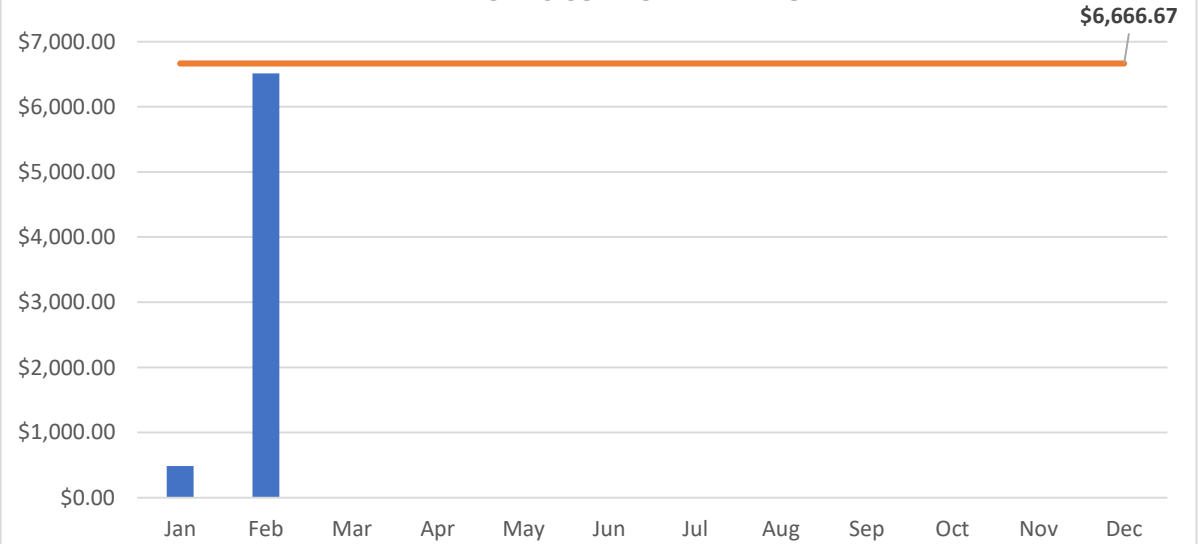
### MONTHLY NUTRITION INCOME COMPARISON



### SEPTEMBER WELL & WISE PROGRAM



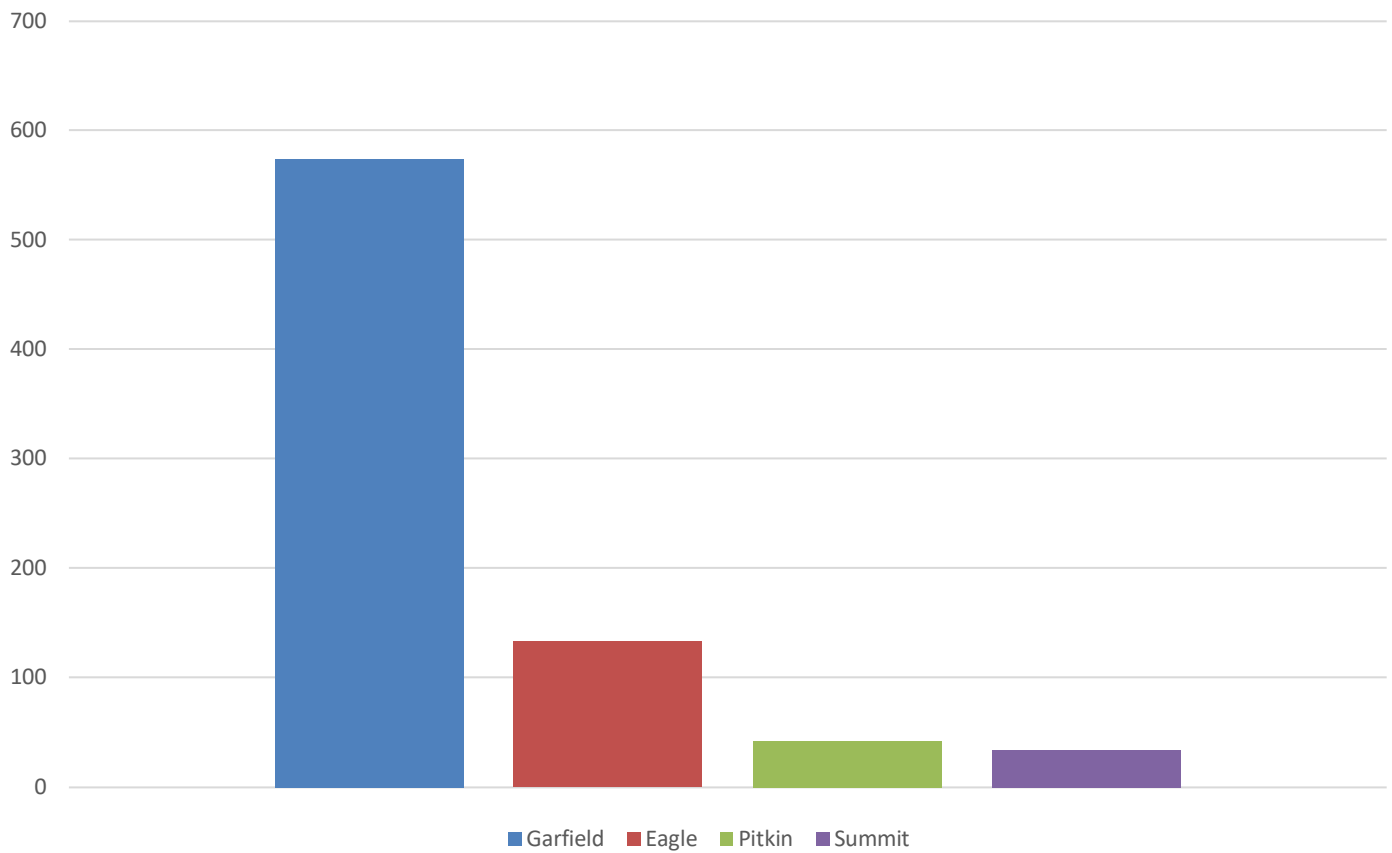
### TRAVELER FUNDS COLLECTED PER MONTH



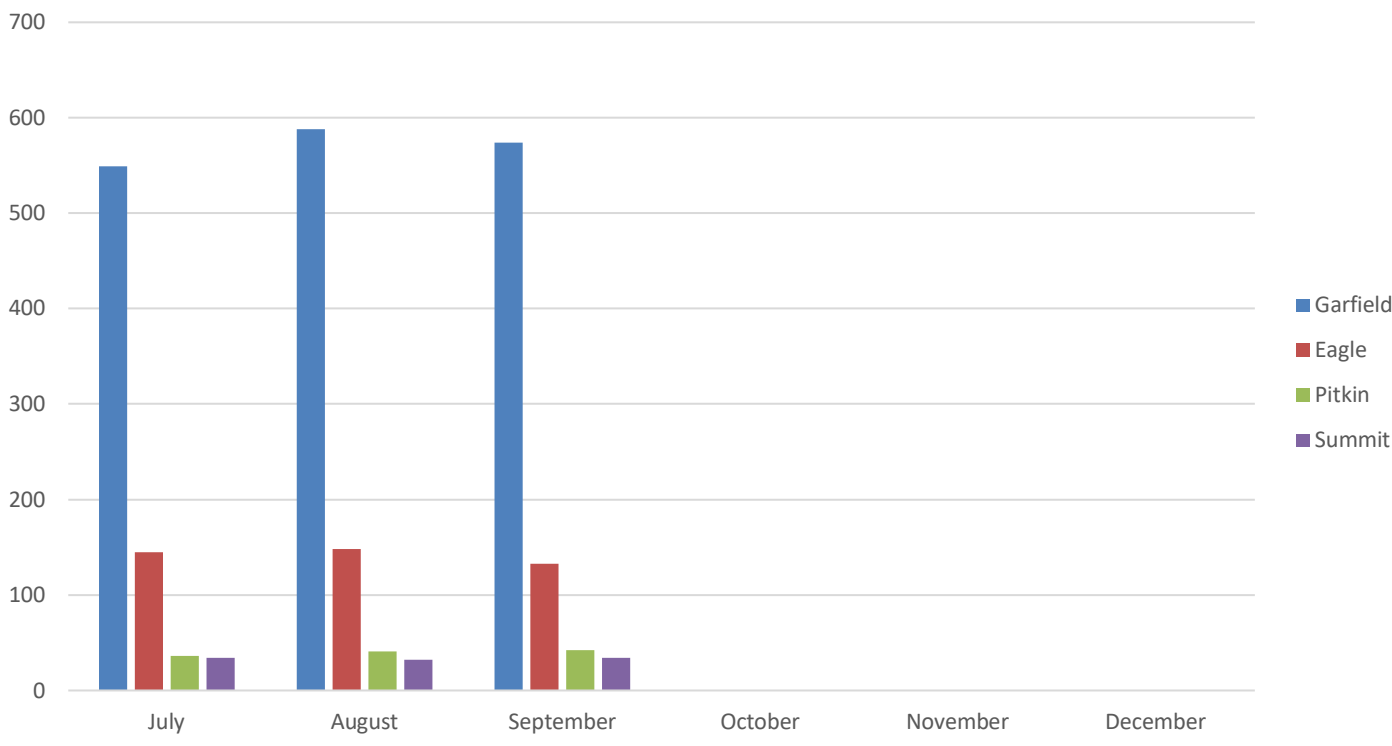
\*Mountain Valley paid for multiple months at one time

# Case Management Agency

## # of Clients by County September 2024



## Total Client Counts Month/County



**From:** [Dawn Dexter](#)  
**To:** [Sharon Longhurst-Pritt](#); [Sheila Strouse](#)  
**Cc:** [Kappe Stutsman](#); [Jeffery T. Lawson](#)  
**Subject:** Traveler Vehicle Replacements (G14 & G15)  
**Date:** Friday, September 27, 2024 11:55:45 AM  
**Attachments:** [image001.png](#)  
[2024 CCCP Award Lists 9-4-2024.xlsx](#)  
[NOFA 2024 Capital Call for Projects.pdf](#)  
[Super Call 2 Cutaways backup app 5-1-24.pdf](#)  
[G14 G15 Replacements Specs RFTA Traveler Class B Elkhart QTY2 FY2024 4.25.24.pdf](#)  
[FTA TAM ULB Cheat Sheet 2016-10-26.pdf](#)  
**Importance:** High

---

Hi Sharon and Sheila,

This email is a follow up to this morning's Senior Advisory Board meeting where a motion was approved to recommend that the BOCC use **\$63,328** from the Traveler reserve funds as a 20% local match for the **\$253,312 in FTA 5339 Rural funding** that RFTA applied for and received. There was discussion about the balance of that fund (approximately \$100,000 according to DHS staff) and how it is replenished. It has historically been replenished when there are budget surpluses at the end of the year and the IGA/MOU signatories agree to donate their refunds to the reserve fund. The more accurately RFTA estimates the budget, the less likely it is that there will be refunds.

I have attached documentation of the grant process and the price estimate RFTA received in April 2024 that is good through November 30<sup>th</sup>, 2024.

It's my understanding that Garfield County DHS staff will now bring this request to the Garfield County BOCC at their Oct. 21<sup>st</sup> meeting.

If the BOCC approves it, RFTA Finance staff will add it to the 3rd draft of the 2025 budget for November, at the earliest.

Once RFTA's board has approved it in the budget and once we have the fully executed grant, we will be able to order the vehicles.

RFTA will send an invoice to Garfield County upon delivery of the vehicles.

The reason RFTA applied for grants to replace these vehicles is that both vehicles (G14 & G15) will be 10 years old in 2025. They are both 2015 vehicles.

G14 currently has 117,972 miles on it.

G15 currently has 111,799 miles on it.

The FTA's recommended useful life of these type of vehicles (cutaways) is 10 years and 100,000 miles.

Attachments to this email:

- Federal Transit Admin’s Useful Life Guidelines (FTA TAM ...)
- Price estimate – G14 G15 Replacement – Good til Nov 30, 2024 (G14 G15 Replacements ...)
- Grant application – (Super Call 2... )
- The grant awards list with ours highlighted --- (2024 CCCP ... )
- The Notice of Funding Availability that guided our application --- (NOFA ... )

Please let me know if you have questions for me or if I can provide any other useful documentation to help the BOCC make their decision.

Thanks.

Dawn

### **Dawn Dexter**

Pronouns: she/her/hers

[Why Pronouns Matter](#)

### **Operations Manager - Paratransit and Customer Service**

#### **Roaring Fork Transportation Authority**

1517 Blake Ave, Suite 202, Glenwood Springs, CO 81601

[ddexter@rfta.com](mailto:ddexter@rfta.com)

**970.379.5505 (cell)**



For the Traveler vehicles, per **attached** backup application, **RFTA is required to match \$63,328**, so we will need to determine how to work with the GarCO SAB for local match, if any.

**Table 4: Available Funding Programs for 2024 Capital Call for Projects**

Funding Program	Amount Available*
<b>FTA 5339: Formula Program: Bus and Bus Facilities</b>	
Rural (all areas outside of urban areas)	\$3,925,000.00
Small Urban (Boulder, Castle Rock, Grand Junction, Greeley, Longmont, Lafayette/Louisville/Erie, and Pueblo SUZAs)	\$1,300,000.00
<b>FTA 5310: Enhanced Mobility of Seniors and Individuals with Disabilities Program</b>	
Rural (all areas outside of urban areas)	\$111,115.00
Small Urban (Boulder, Castle Rock, Grand Junction, Greeley, Longmont, Lafayette/Louisville/Erie, and Pueblo SUZAs)	\$457,000.00
<b>FTA 5311: Formula Grants for Rural Areas Program</b> (all areas outside of urban areas)	\$6,570,000.00
<b>FASTER Transit funds (Rural Assistance - Fleet)</b>	\$4,100,000.00
<b>FASTER (Urban Set Aside Capital Fleet)</b>	\$3,900,000.00
<b>Settlement Program funds</b>	\$16,800,000.00
<b>CTE Grant Fund</b>	\$15,000,000.00
<b>TOTAL</b>	<b>\$52,163,115.00</b>

Vehicle Type	Total Cost	Federal/State Share (Up to 80%)	Local Share (Min of 20%)
Cutaway (i.e. BOC, airport shuttle)	\$158,320	\$126,656	\$31,664
Cutaway (i.e. BOC, airport shuttle)	\$158,320	\$126,656	\$31,664
<b>Total Vehicle Costs:</b>	<b>\$316,640</b>	<b>Total Federal/State Share:</b>	<b>\$253,312</b>
<b>Total Local Share:</b>	<b>\$63,328</b>		

**Jason White**

RFTA Assistant Planner

970-384-4968 office

970-379-4303 cell

[jwhite@rfta.com](mailto:jwhite@rfta.com)

This sender is trusted.

Applicants for 2024 CCCP Funding,

Thank you for your patience. We are excited to announce the result of the 2024 Consolidated Call for Capital projects (CCCP) application process. You are receiving this notice because you are listed as a contact on your agency's application.



## **Background**

The amount of FTA and FASTER funding originally made available in this call for the project was approximately \$22.4 M. Due to the budgeting and apportionment timing issues we have been recently facing, we were forced to reduce the amount of available funds for 5311 eligible projects by around \$1.75M. We went into this CCCP with only \$112K in 5310 Rural and \$457k in FTA 5310 SUZA funds, but with debudgets/deobligations from residuals in 2023 Op/MM projects, we were able to nearly double that amount. In the end, \$20.8M was available for projects.

We received a total of 59 applications with requests for over \$30.2M. The total awards amount of this CCCP is \$20.4M. The requests were in the following categories:

- 65 revenue service vehicles awarded for a total of \$17.5M in funding
  - o 51 Replacement Vehicles
  - o 14 Expansion Vehicles
  
- 12 Other Capital projects awarded for a total of \$2.9M in funding
  - o One Bus Refurbishment
  - o Four Equipment Purchases/Installations
  - o Two Gondola projects
  - o Three Software/IT projects
  - o Two Facility Construction projects
  
- Three applicants were awarded "base bus" funding for vehicles awarded by the Clean Transit Enterprise (CTE) and from Settlement funds.
- Four applicants were awarded funds "as match", bringing the total federal/state share of those projects to 92%.
- 12 applications were not awarded any DTR funds. The reason for denial of each project can be found in Table 3 of the attached workbook.

## **Award Tables**

Attached are tables that summarize the 2024 CCCP Awards.

- Tables 1 and 2 list projects awarded both FTA and FASTER funds and show the total Federal/State Share amount awarded.
- Table 3 lists all projects which were not awarded funding along with the rationale for those decisions.
- Table 4 lists all projects which sought funds "as match" and the rationale for awarding, or not, those additional funds.

Depending on the number of applications submitted, your agency may appear on more than one list.

## **Moving Forward—What's Next?**

Following this notice, the Award Lists will be posted on DTR's website. Next, the process of programming projects in COTRAMS will begin with the issuance of the Proposed

Awards/Award Offer Letters. As in the past, you or someone at your agency will receive an email notifying you of the issuance of that letter and request for review and signature.

**Pre-Award Authority and Pre-Performance Purchase Authorization**

Please note that 2024 CCCP projects **DO NOT** have pre-award authority or pre-performance purchase authorization. As such, do not place any vehicle orders or enter into any purchasing arrangements until after you have an executed grant agreement with CDOT.

**Application Protest**

As stated in the original Notice of Funding Availability (NOFA), applicants have the right to protest a grant denial or award amount decision made by DTR within 30 days of receipt of **this** email notice. For details, please refer to the NOFA.

We look forward to working with you to implement your project. If you have any questions or concerns, please feel free to contact me, Audrey Dakan, or Sarah Collette.

Congratulations!

Shilpa Kulkarni  
she/her/hers  
Transit Capital Programming Specialist



P 303.512.4054 | F  
303.757.9727

2829 W. Howard Pl., Denver, CO 80204

[shilpa.kulkarni@state.co.us](mailto:shilpa.kulkarni@state.co.us) | [www.codot.gov](http://www.codot.gov) | [www.cotrip.org](http://www.cotrip.org)

The information contained in this e-mail message is intended only for the personal and confidential use of the recipient(s) named above. This message may be an attorney-client communication and/or work product and as such is privileged and confidential. If the reader of this message is not the intended recipient or an agent responsible for delivering it to the intended recipient, you are hereby notified that you have received this document in error and that any review, dissemination, distribution, or copying of this message is strictly prohibited. If you have received this communication in error, please notify us immediately by e-mail, and delete the original message.



August 15, 2024

Re: SFY2024-25 Colorado Fostering Success Voucher Program Award

Dear Director Longhurst-Pritt,

The purpose of this letter from the Division of Child Welfare is to provide Garfield County with the Colorado Fostering Success Voucher Program award information, and County Financial Management System (CFMS) codes for through June 30, 2025 State Fiscal Year (SFY). This information should be shared with county finance staff.

**Background Information**

SB23-082 Colorado Fostering Success Voucher Program was signed into law on June 5, 2023. The purpose of this program is to provide housing vouchers to eligible recipients and to provide developmentally appropriate case management services to voucher recipients.

Chafee and/or Colorado Foster Youth Successful Transition to Adulthood (State Grant) programs will serve youth who qualify for services according to 12 CCR 2509-4 (7.305.43) and align with the requirements of SB23-082. For additional guidance and information that was provided for the application consult the Informational Memorandum [IM-CW-2023-0045](#).

**Division of Youth Services (DYS) Community Placements**

Services to young people in Division of Youth Services (DYS) community placements are addressed in the approved application. Eligible DHS youth are included in the service population projections provided by the program.

**Colorado Fostering Success Voucher Application Review**

Your county program has submitted the Colorado Fostering Success Voucher application and your agency has already been approved for funding for Chafee award and now for the state grant program. Additional questions will be included in the Chafee Annual Report so that counties can identify what services and supports were implemented utilizing the supplemental funding.

**Funding Information**

All the necessary information to access the July 1, 2024 through June 30, 2025 Colorado Fostering Success Voucher award has been received. **The Garfield County Chafee/State Grant Program is approved to expend a total of \$28,880 in Colorado Fostering Success Voucher Program funding.**

The County must enter expenditures into the County Financial Management System (CFMS). This award must be accounted for separately from previously awarded funds. To report State Grant program expenditures use the following codes:

Program Code	Function Code	Description
W517	1521	Landlord recruitment incentives and deposits
W517	1522	Direct Service Delivery (Personnel Costs)
W517	1523	Purchase of Service
W517	1524	Youth Direct

**Definitions of accounting codes**

Landlord recruitment incentives and deposits (1521): Funding utilized for landlord engagement, recruitment, or incentives. This funding can be utilized to pay additional safety deposits, damage or mitigation payments made to the landlord, and incentives that are paid to the landlord for accepting one of the housing vouchers.



Direct Service Delivery (personnel costs) (1522): Costs of employee salaries/wages and benefits that are working with the program to support the implementation and case management of the housing voucher recipients.

Example of personnel line items include:

Case manager: Direct program time associated with providing leadership to the program.

Administrative staff: Administrative support positions such as a receptionist, administrative assistant or program assistant, general clerical help, temporary help, etc.

Purchase of Service (1523): Indicate information for each specific provider from whom case management services are proposed to be purchased. The definition of 'purchase of service contracts' is found in 12 CCR 2509-1 (**Volume 7.607**).

Youth Direct (1524): This is considered flexible funding that is utilized to support youth in obtaining the housing voucher, leasing with an eligible landlord, and ongoing financial assistance while in the Colorado Fostering Success Voucher. Examples of relevant expenses include but are not limited to application fees, deposit assistance, utility deposit/payments, payment for furnishings, bridge housing, etc.

### **Expenditure Timelines and Reporting**

Fostering Success Program awards must be expended prior to June 30, 2024. In order for expenditures to be reflected during July 1, 2024 through June 30, 2025, expenditures must occur prior to June 30, 2025 and must be entered into CFMS by the 5th business day after June 30, 2025. Guidance will be available from CDHS settlement accounting if needed.

There is not a required match for the Fostering Success Program funds.

Colorado Fostering Success, Colorado Foster Youth Successful Transition to Adulthood, and Chafee program funds may be used to supplement, but cannot supplant or replace, other available funds for Independent Living Services such as mandatory independent living planning, services provided by the county caseworker, and services that may be contracted for or provided through congregate care, parole aftercare, or other community placement services.

If you have questions regarding operations and delivery of services for the Chafee program, please contact Derek Blake at 303-728-4201 or at [Derek.Blake@state.co.us](mailto:Derek.Blake@state.co.us)

Sincerely,

*Joe Homlar*

Joe Homlar  
Director  
Division of Child Welfare

Cc: N/A  
Enclosures: N/A

